

2006年度(平成18年度)決算参考資料

2006

	2005 (17)		2006 (18)			
	422,844	100.0%	441,726	100.0%	18,881	4.5%
()	186,006	44.0%	192,286	43.5%	6,279	3.4%
	43,351	10.2%	42,476	9.6%	874	2.0%
	163,462	38.7%	176,532	40.0%	13,069	8.0%
	30,024	7.1%	30,431	6.9%	406	1.4%
()	197,878	46.8%	209,618	47.5%	11,740	5.9%
	224,966	53.2%	232,107	52.5%	7,140	3.2%

	2005 (17)		2006 (18)			
	426,381	100.0%	435,753	100.0%	9,371	2.2%
()	189,473	44.4%	186,055	42.7%	3,417	1.8%
	46,811	11.0%	43,397	10.0%	3,414	7.3%
	163,644	38.4%	175,774	40.3%	12,130	7.4%
	26,452	6.2%	30,525	7.0%	4,073	15.4%
()	195,485	45.8%	206,094	47.3%	10,608	5.4%
	230,895	54.2%	229,659	52.7%	1,236	0.5%

	2005 (17)		2006 (18)			
	178,939	100.0%	184,912	100.0%	5,972	3.3%
()	154,442	86.3%	160,673	86.9%	6,230	4.0%
	6,115	3.4%	5,194	2.8%	921	15.1%
	402	0.2%	1,159	0.6%	757	188.3%
	17,979	10.1%	17,885	9.7%	93	0.5%

	2005 (17)		2006 (18)			
	31,835	7.5%	24,577	5.6%	7,257	22.8%
	9,486	2.2%	2,619	0.6%	6,867	72.4%
	10,363	2.4%	3,612	0.8%	6,750	65.1%
	8,253	1.9%	3,553	0.8%	4,700	56.9%

	2006 (18)		2007 (19)			
	441,726	100.0%	450,000	100.0%	8,273	1.9%
()	192,286	43.5%	192,000	42.7%	286	0.1%
	42,476	9.6%	52,000	11.6%	9,523	22.4%
	176,532	40.0%	174,000	38.7%	2,532	1.4%
	30,431	6.9%	32,000	7.0%	1,568	5.2%
()	209,618	47.5%	201,000	44.7%	8,618	4.1%
	232,107	52.5%	249,000	55.3%	16,892	7.3%

	2006 (18)		2007 (19)			
	435,753	100.0%	445,000	100.0%	9,246	2.1%
()	186,055	42.7%	191,000	42.9%	4,944	2.7%
	43,397	10.0%	50,000	11.2%	6,602	15.2%
	175,774	40.3%	174,000	39.1%	1,774	1.0%
	30,525	7.0%	30,000	6.8%	525	1.7%
()	206,094	47.3%	201,000	45.2%	5,094	2.5%
	229,659	52.7%	244,000	54.8%	14,340	6.2%

	2006 (18)		2007 (19)			
	24,577	5.6%	27,000	6.1%	2,422	9.9%
	2,619	0.6%	4,200	0.9%	1,580	60.4%
	3,612	0.8%	5,000	1.1%	1,387	38.4%
	3,553	0.8%	3,600	0.8%	46	1.3%

()

()			
	2005	2006	
	171,865	178,963	4.1%
	14,141	13,322	5.8%
	186,006	192,286	3.4%

()			
	2005	2006	
	177,299	175,187	1.2%
	12,173	10,868	10.7%
	189,473	186,055	1.8%

()			
	2005	2006	
	2,980	3,220	1.7%
	172,281	181,241	94.2%
	10,745	7,823	4.1%
	186,006	192,286	100.0%

()			
	2005	2006	
	78,264	81,236	42.2%
	107,742	111,049	57.8%
	186,006	192,286	100.0%

()		
	2005	2006
	80,791	91,215
	5.6%	12.9%
	43.4%	47.4%

()			
	2005	2006	
	45,845	51,232	11.8%
	26,691	35,144	31.7%
	16,942	16,808	0.8%
	10,508	15,181	44.5%
	16,787	15,008	10.6%
	13,260	9,348	29.5%
	13,499	8,758	35.1%

()			
	2005	2006	
	50,826	55,285	28.8%
	113,251	115,338	60.0%
	21,248	20,025	10.4%
	679	1,636	0.8%
	186,006	192,286	100.0%

()

	2005	2006	
KDDI	23,356	21,706	7.1%
	5,549	7,502	35.2%
	6,765	6,327	6.5%
	1,649	1,682	2.0%
	6,027	5,257	12.8%
	43,351	42,476	2.0%

()

	2005	2006	
KDDI	24,376	22,452	7.9%
	4,320	5,790	34.0%
	8,206	8,306	1.2%
	2,675	1,749	34.6%
	7,231	5,098	29.5%
	46,811	43,397	7.3%

KDDI

⋮
⋮
⋮
⋮
⋮

()

	2005	2006	
	117,822	126,084	7.0%
	45,640	50,447	10.5%
	163,462	176,532	8.0%

()

	2005	2006	
	117,915	126,091	6.9%
	45,728	49,683	8.6%
	163,644	175,774	7.4%

()

	2005	2006	
	8,919	7,865	11.8%
	2,313	2,283	1.3%
	9,498	10,525	10.8%
	9,293	9,757	5.0%
	30,024	30,431	1.4%

()

	2005	2006	
	6,200	9,338	50.6%
	2,925	2,266	22.5%
	7,547	9,417	24.8%
	9,778	9,502	2.8%
	26,452	30,525	15.4%

()

	2005	2006	
	17,066	18,913	62.1%
	11,506	10,702	35.2%
	1,452	814	2.7%
	30,024	30,431	100.0%

	(2005 4 2006 3 31)		(2006 4 2007 3 31)			
	()	()	()	()		
		426,381	100.0	435,753	100.0	9,371
		394,546	92.5	411,175	94.4	16,629
		31,835	7.5	24,577	5.6	7,257
	575			623		
	9,216			9,406		
	57			50		
	923			488		
	332			302		
	1,157			1,150		
	327			325		
	586			541		
	2,949			2,868		
10	844			875		
11	267			269		
12	125			156		
13	636			616		
14	168			21		
15	409			356		
16	107			126		
17	368			450		
18	1,419			1,423		
19	739			729		
20	17			21		
21	1,116	22,348	5.2	1,153	21,958	5.0
		9,486	2.2		2,619	0.6
						390
						6,867

12

13

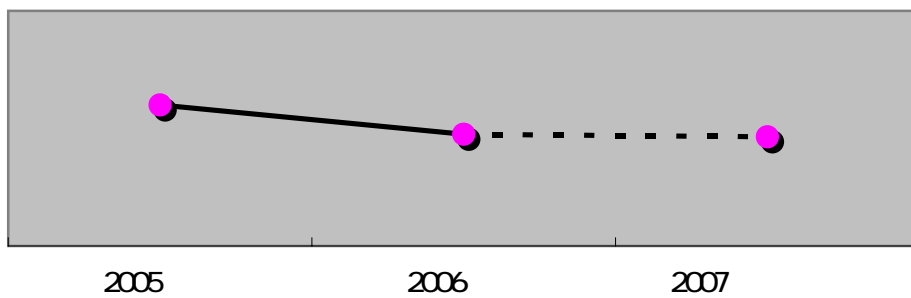
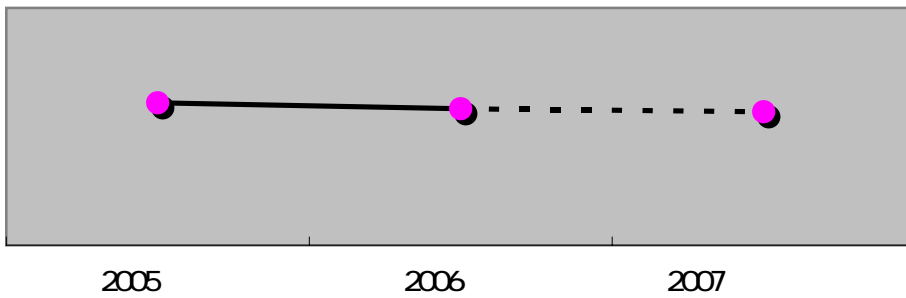
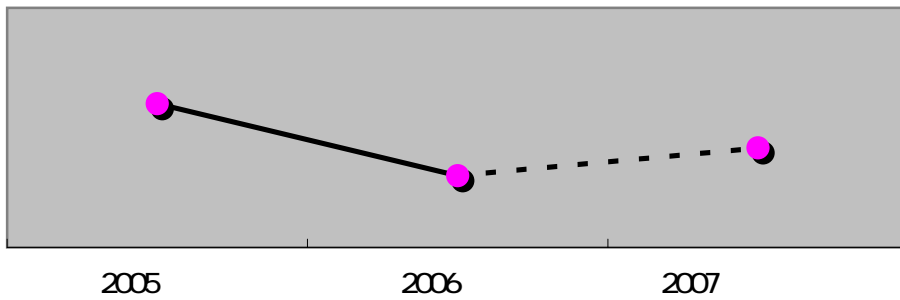
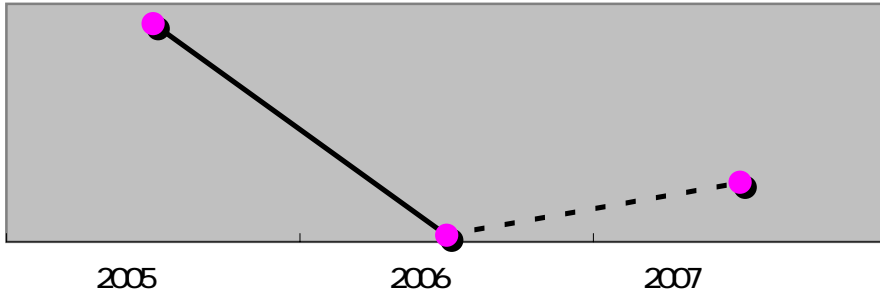
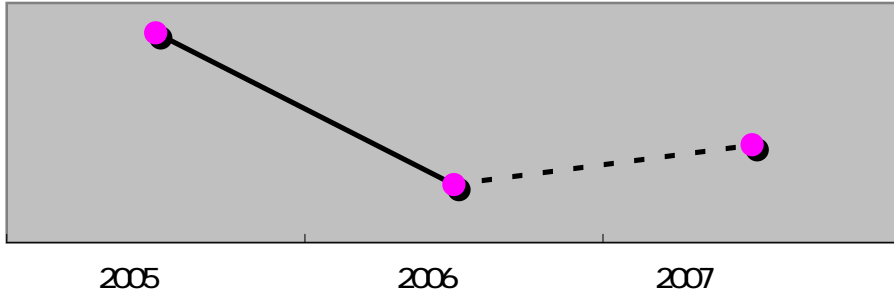
	(2005 4 2006 3 31)			(2006 4 2007 3 31)		
	()	()	()	()	()	()
	9			37		
	49			103		
	484			542		
	381			383		
	264	1,189	0.3	203	1,270	0.3
	50					
				79		
	262	313	0.1	197	277	0.1
		10,363	2.4		3,612	0.8
	160			841		
	151			228		
	221	534	0.1	43	1,113	0.3
	470			168		
	71	542	0.1	68	237	0.1
		10,355	2.4		4,489	1.0
	191			185		
	1,910	2,101	0.5	750	935	0.2
		8,253	1.9		3,553	0.8
		2,513				
		1,228				
		12				
		9,525				

	2005		2006			
	135,812	34.4%	149,051	36.3%	13,238	9.7%
	13,191	3.3%	12,698	3.1%	492	3.7%
	180,975	45.9%	181,565	44.1%	589	0.3%
	64,566	16.4%	67,859	16.5%	3,293	5.1%
	(41,431)	(10.5%)	(41,160)	(10.0%)	271	0.7%
	394,546	100.0%	411,175	100.0%	16,629	4.2%

	2005	2006		
	67,214	66,205	1,008	1.5%
	(13,191)	(12,698)	492	3.7%
	(41,431)	(41,160)	271	0.7%
	(12,591)	(12,346)	244	1.9%

:

	2005	2006	
	575	623	47
	9,216	9,406	189
	57	50	7
	923	488	435
	332	302	30
	1,157	1,150	7
	327	325	1
	586	541	45
	2,949	2,868	81
	844	875	31
	267	269	1
	125	156	31
	636	616	19
	168	21	146
	409	356	52
	107	126	18
	368	450	82
	1,419	1,423	4
	739	729	9
	17	21	3
	1,116	1,153	36
	22,348	21,958	390
	12,591	12,346	244
	9,757	9,611	145



	(2006 3 31)		(2007 3 31)		
		()		()	
		31,601		14,456	17,145
		10,493		12,841	2,348
		71,758		86,806	15,048
		11,602		9,500	2,102
		44,288		57,649	13,361
		4,310		5,467	1,157
		7,233		8,537	1,303
		5,088		3,582	1,506
		823		834	10
		185,553	54.6	198,008	56.6
(1)	63,489		63,488		
	41,609	21,880	43,338	20,149	1,730
(2)	5,223		5,249		
	3,949	1,274	4,082	1,167	107
(3)	12,378		12,174		
	10,493	1,884	10,318	1,855	29
(4)	17,295		15,562		
	14,718	2,577	13,639	1,923	654
(5)	11,351		11,422		
	9,879	1,471	9,877	1,544	72
(6)		55,385		55,300	85
(7)				67	67
		84,474		82,007	2,466
(1)		831		831	0
(2)		1,149		1,363	214
		1,980		2,194	213

P19

	(2006 3 31)		(2007 3 31)		
		()		()	
(1)	48,433		47,704		729
(2)	9,217		12,282		3,064
(3)			50		50
(4)	10		6		3
(5)	50		80		30
(6)	413		361		52
(7)	8,415		5,464		2,951
(8)	6,052		5,956		95
	4,999		4,045		954
	67,594		67,860		266
	154,049	45.4	152,062	43.4	1,986
	339,602	100.0	350,070	100.0	10,468
	4,473		6,153		1,680
	66,857		76,735		9,878
	5,700		6,300		600
	6,066		5,768		298
	275		319		44
	27,065		22,400		4,665
	426		435		9
	396		4,873		4,476
			75		75
10	4,426		4,182		243
	115,686	34.1	127,243	36.3	11,556
	400		300		100
	9,624		9,601		22
	42,161		38,965		3,196
	1,230		1,290		60
	206		198		8
	53,622	15.8	50,355	14.4	3,267
	169,309	49.9	177,599	50.7	8,289

P19

	(2006 3 31)		(2007 3 31)	
		()		()
()		10,264	3.0	
(1)	6,241			
	3			
		6,244	1.8	
(1)	1,959			
(2)	131,800			
	9,525			
		143,285	42.2	
		7,650	2.3	
		18,414	5.4	
		265	0.1	
		170,293	50.1	
		339,602	100.0	

	(2006 3 31)		(2007 3 31)	
		()		()
()				
(1)			6,241	10,264 2.9
(2)			3	
(1)			6,245	1.8
			1,900	
			143	
			137,300	
			4,920	
			144,264	41.2
			318	0.1
			160,455	45.8
			19,699	5.6
			7,682	2.2
			12,016	3.4
			172,471	49.3
			350,070	100.0

	2006 3 31	2007 3 31	
	10,602	9,500	1,102
	1,000	-	1,000
	11,602	9,500	2,102

	2006 3 31	2007 3 31	
	44,858	44,693	164
	3,280	3,010	269
	294	-	294
	48,433	47,704	729

	2006 3 31	2007 3 31	
	1,726	2,662	936
	7,491	9,620	2,128
	9,217	12,282	3,064

	2006 3 31	2007 3 31		
	5,600	6,100	500	1.2%
1	100	200	100	1.0%
	400	300	100	1.4%
	6,100	6,600	500	

	2005 4 1 2006 3 31	2006 4 1 2007 3 31
	10,355	4,489
)	4,410	4,246
	226	943
	-	4,476
	674	3,196
	543	683
	50	79
	470	168
	151	228
	5,420	17,276
)	9,111	13,361
	80	1,157
	2,476	11,558
	1,879	4,665
	1,026	2,230
	11,917	14,260
	540	643
	50	79
	224	194
	12,183	13,892
	100	5,660
	13,043	13,005
	5,439	13,108
	2,210	2,280
	1,518	140
	5,574	3,992
	159	3,594
	11	102
	133	26
	191	732
	13,497	8,903
)	200	500
	200	100
	-	100
	2,253	2,457
	68	52
	2,321	2,009
	31	0
	3,604	24,804
	37,106	33,501
	33,501	8,696

	2005	2006	2007
	26	23	59
	44	42	42
	8	8	9

:

	2005	2006	
	13,397	9,752	27.2%
	17,561	9,392	46.5%

2005	3	6,122	96	240	5,916	123
2006	3	6,090	32	207	5,919	3
2007	3	6,137	47	196	5,987	68

2006

2007

2008

2009

()

	2006 ()		2006			2007					2008	2009
					()							
	450,000		441,726		8,273	450,000	-	1.9%	222,000	228,000	472,000	490,000
	206,000	45.8%	209,618	47.5%	3,618	201,000	44.7%	4.1%	97,000	104,000		
	244,000	54.2%	232,107	52.5%	11,892	249,000	55.3%	7.3%	125,000	124,000		
	197,000	43.8%	192,286	43.5%	4,713	192,000	42.7%	0.1%	98,500	93,500		
	50,000	11.1%	42,476	9.6%	7,523	52,000	11.6%	22.4%	25,500	26,500		
	170,000	37.8%	176,532	40.0%	6,532	174,000	38.7%	1.4%	85,000	89,000		
	33,000	7.3%	30,431	6.9%	2,568	32,000	7.0%	5.2%	13,000	19,000		
	437,500	100.0%	435,753	100.0%	1,746	445,000	100.0%	2.1%	204,000	241,000	462,000	477,000
	204,000	46.6%	206,094	47.3%	2,094	201,000	45.2%	2.5%	98,000	103,000		
	233,500	53.4%	229,659	52.7%	3,840	244,000	54.8%	6.2%	106,000	138,000		
	188,500	43.1%	186,055	42.7%	2,444	191,000	42.9%	2.7%	84,000	107,000		
	47,500	10.9%	43,397	10.0%	4,102	50,000	11.2%	15.2%	21,000	29,000		
	170,000	38.8%	175,774	40.3%	5,774	174,000	39.1%	1.0%	85,000	89,000		
	31,500	7.2%	30,525	7.0%	974	30,000	6.8%	1.7%	14,000	16,000		
	25,300	5.8%	24,577	5.6%	722	27,000	6.1%	9.9%	12,000	15,000		
	22,600	5.2%	21,958	5.0%	641	22,800	5.1%	3.8%	11,000	11,800		
	2,700	0.6%	2,619	0.6%	80	4,200	0.9%	60.4%	1,000	3,200	10,200	12,200
	3,500	0.8%	3,612	0.8%	112	5,000	1.1%	38.4%	1,400	3,600	11,000	13,000
	3,600	0.8%	3,553	0.8%	46	3,600	0.8%	1.3%	1,000	2,600	6,700	7,000

	2002 (14)			2003 (15)			2004 (16)			2005 (17)			2006 (18)		
	416,144	-	10.9%	401,822	-	3.4%	404,822	-	0.7%	422,844	-	4.5%	441,726	-	4.5%
	425,058	100.0%	13.2%	418,236	100.0%	1.6%	418,631	100.0%	0.1%	426,381	100.0%	1.9%	435,753	100.0%	2.2%
	397,418	93.5%	13.1%	396,625	94.8%	0.2%	386,639	92.4%	2.5%	394,546	92.5%	2.0%	411,175	94.4%	4.2%
	27,640	6.5%	14.4%	21,610	5.2%	21.8%	31,992	7.6%	48.0%	31,835	7.5%	0.5%	24,577	5.6%	22.8%
	24,573	5.8%	12.4%	24,119	5.8%	1.8%	22,722	5.4%	5.8%	22,348	5.2%	1.6%	21,958	5.0%	1.7%
	3,066	0.7%	27.6%	2,508	0.6%	-	9,269	2.2%	-	9,486	2.2%	2.3%	2,619	0.6%	72.4%
	1,088	0.3%		1,191	0.3%		1,190	0.3%		1,189	0.3%		1,270	0.3%	
	559	0.1%		541	0.1%		328	0.1%		313	0.1%		277	0.1%	
	3,596	0.8%	29.1%	1,858	0.4%	-	10,132	2.4%	-	10,363	2.4%	2.3%	3,612	0.8%	65.1%
	1,504	0.4%		15,903	3.8%		3,359	0.8%		534	0.1%		1,113	0.3%	
	2,574	0.6%		35,858	8.6%		2,608	0.6%		542	0.1%		237	0.1%	
	2,526	0.6%	32.5%	21,813	5.2%	-	10,882	2.6%	-	10,355	2.4%	4.9%	4,489	1.0%	56.6%
	395	0.1%		202	0.0%		186	0.0%		191	0.0%		185	0.0%	
	1,877	0.4%		207	0.0%		4,771	1.1%		1,910	0.4%		750	0.2%	
	253	0.1%	79.7%	22,222	5.3%	-	5,925	1.4%	-	8,253	1.9%	39.3%	3,553	0.8%	56.9%

	2002 (14)			2003 (15)			2004 (16)			2005 (17)			2006 (18)		
	171,782	41.3%	7.4%	170,048	42.3%	1.0%	174,428	43.1%	2.6%	186,006	44.0%	6.6%	192,286	43.5%	3.4%
	40,375	9.7%	3.5%	37,227	9.3%	7.8%	41,280	10.2%	10.9%	43,351	10.2%	5.0%	42,476	9.6%	2.0%
	169,353	40.7%	15.5%	161,406	40.2%	4.7%	159,240	39.3%	1.3%	163,462	38.7%	2.7%	176,532	40.0%	8.0%
	34,634	8.3%	11.6%	33,138	8.2%	4.3%	29,872	7.4%	9.9%	30,024	7.1%	0.5%	30,431	6.9%	1.4%
	416,144	100.0%	10.9%	401,822	100.0%	3.4%	404,822	100.0%	0.7%	422,844	100.0%	4.5%	441,726	100.0%	4.5%

	2002 (14)			2003 (15)			2004 (16)			2005 (17)			2006 (18)		
	183,814	43.2%	10.5%	183,378	43.9%	0.2%	187,542	44.8%	2.3%	189,473	44.4%	1.0%	186,055	42.7%	1.8%
	40,680	9.6%	2.7%	36,084	8.6%	11.3%	40,006	9.5%	10.9%	46,811	11.0%	17.0%	43,397	10.0%	7.3%
	169,173	39.8%	15.7%	161,378	38.6%	4.6%	158,913	38.0%	1.5%	163,644	38.4%	3.0%	175,774	40.3%	7.4%
	31,389	7.4%	25.3%	37,394	8.9%	19.1%	32,169	7.7%	14.0%	26,452	6.2%	17.8%	30,525	7.0%	15.4%
	425,058	100.0%	13.2%	418,236	100.0%	1.6%	418,631	100.0%	0.1%	426,381	100.0%	1.9%	435,753	100.0%	2.2%

	2002 (14)			2003 (15)			2004 (16)			2005 (17)			2006 (18)		
	195,589	47.0%	16.4%	184,709	46.0%	5.6%	187,020	46.2%	1.3%	197,878	46.8%	5.8%	209,618	47.5%	5.9%
	220,554	53.0%	5.4%	217,112	54.0%	1.6%	217,801	53.8%	0.3%	224,966	53.2%	3.3%	232,107	52.5%	3.2%
	416,144	100.0%	10.9%	401,822	100.0%	3.4%	404,822	100.0%	0.7%	422,844	100.0%	4.5%	441,726	100.0%	4.5%

	2002 (14)			2003 (15)			2004 (16)			2005 (17)			2006 (18)		
	198,886	46.8%	16.9%	187,248	44.8%	5.9%	183,721	43.9%	1.9%	195,485	45.8%	6.4%	206,094	47.3%	5.4%
	226,172	53.2%	9.7%	230,988	55.2%	2.1%	234,910	56.1%	1.7%	230,895	54.2%	1.7%	229,659	52.7%	0.5%
	425,058	100.0%	13.2%	418,236	100.0%	1.6%	418,631	100.0%	0.1%	426,381	100.0%	1.9%	435,753	100.0%	2.2%

2005

2006

2007

2008

2009

()

	2005		2006			2007					2008	2009
	436,979	100.0%	452,645	100.0%	15,666	462,500	100.0%	2.2%	212,000	250,500	480,000	496,000
	33,397	7.6%	27,119	6.0%	6,277	28,500	6.2%	5.1%	12,400	16,100		
	22,656	5.2%	22,769	5.0%	113	23,500	5.1%	3.2%	11,500	12,000		
	10,741	2.5%	4,350	1.0%	6,391	5,000	1.1%	14.9%	1,300	3,700	11,200	13,300
	11,415	2.6%	5,109	1.1%	6,305	5,600	1.2%	9.6%	1,600	4,000	11,800	13,900
	8,408	1.9%	4,284	0.9%	4,123	3,900	0.8%	9.0%	1,100	2,800	7,200	7,600

2006

	200	1000		1,423	(69.9%)	126	3,316	28	4
	400	87.5		10,534	(74.7%)	184	3,880	378	28
	100	49.8		38,136	(85.5%)	125	26,545	97	2
				50,095	(82.8%)	435	33,743	503	34

()

	2005	2006	2007
	50	49	78
	58	58	61
	8	8	9

2005	3	7,550	934
2006	3	7,546	4
2007	3	7,676	130